


INDEPENDENT STUDY STRATEGIES

Independent study involves undertaking activities that will help a student to improve in that area. There are many effective ways you can study independently – here are a few strategies





Self-quizzing – Look, Cover, Write, Check

- LOOK: Read the question and the answer.
- COVER: Cover up the answer column.
- WRITE: Write the answer from your memory.
- CHECK: Finally, mark your work. Correct any mistakes.

Mind Maps

- Make notes around a key concept or subject.
- Draw lines to link definitions, key ideas and related parts.
- Some people find it helpful to use different colours for different ideas or for emphasis.







Flash Cards

- Write key points down on flash cards and carry them around with you – look at them as often as you can!
- Use them as a quiz – write a key word on one side and the definition on the other, then test yourself.

Posters

- Make your own colourful posters! You can pick any subject as your theme.
- Draw diagrams or pictures to go with your text.
- Display them in a visible place at home.





Practice Example Questions

- For many subjects a good way to revise is to work through some example questions.
- You can practice these questions over and over to develop your understanding.
- If there are parts of questions that you find hard or think you haven't understood, you can check your notes, search online, or seek advice from your teacher.

Websites

These websites provide opportunities for students to learn, practise and get feedback:

- Seneca Learning: www.senecalearning.com
- BBC Bitesize: www.bbc.com/bitesize
- Sparx-Maths: www.sparxmaths.com
- Free Science Lessons: www.freesciencelessons.co.uk

